

LED Spotlights - Master & Slave Smarty Collection



Architectural fixtures for accent lighting

Materials:

Thermoplastic Polymer

Finishes:

Satin Nickel

Light sources:

LED module with pix-screen light

Installation:

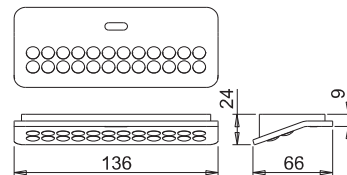
Surface

Design patent pending

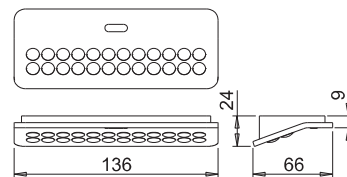
The SMARTY collection, designed by renowned Italian designer Giuseppe Bavuso, is a unique combination of research, technology and style. The result is a minimalist aesthetic object whose main appeal is in its simplicity, yet hidden within is a highly advanced technological core. The SMARTY fixture, developed with a 'lighting sandwich' made up of 24 LED modules and a high performance pix-screen light has the option of an integrated multi-function TouchLED dimmer switch for under cabinet applications. The TouchLED switch incorporates a master dimmer which simultaneously controls all the LED 'slave' lights connected to it. The clever concealed slide mounting system hides the power supply cord directly behind the rear of the LED fitting and the slight inclination of the light module ensures a uniform illumination of the work surface. Available in an attractive modern finish, Satin Nickel, the SMARTY collection features the new Natural White LED colour. Design patents pending.



Smarty TLDM




Smarty Slave



LED Spotlights - Master & Slave Smarty Collection



Housing	Technopolymer
Diffusers	Methacrylate with multi-optics
Power supply	12V dc
Finishes	 Satin Nickel (SN)

TouchLED TLD Sensor Operation


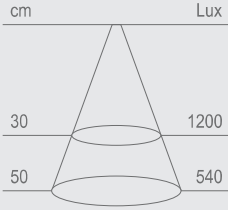
Domus Line have perfected the TLD Sensor ‘TouchLED’ dimmer switch and incorporated this innovative device into many of their latest lighting designs. This multi-function switch also has been added to the ‘master and slave’ lighting system in some devices.

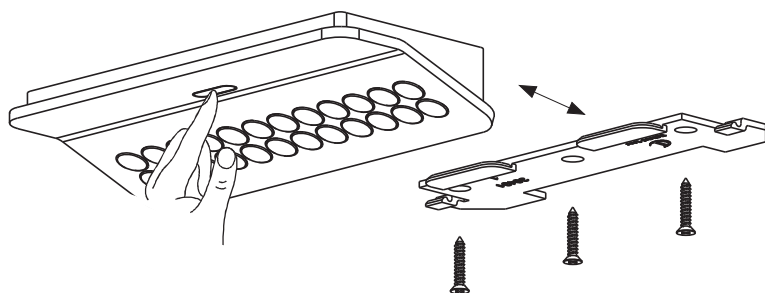
The switching on/off of the devices connected to the TLD Sensor is carried out with the single touch of the LED on the TLD Sensor.

It is possible to adjust the intensity of the light by holding a finger on the LED. A brief flash of the LED indicates that maximum brightness has been reached. The brightness level will be memorized until the next adjustment.

The TLD Sensor also integrates a ‘night-light’ function which activates only when the devices are switched off. In a daylight or bright environment, the LED on the TLD Sensor glows with a soft dim light. With low or no light, the brightness of the LED increases providing a handy ‘night-light’ function. The ‘night-light’ function can be activated or deactivated by holding a finger on the TLD Sensor for 15 seconds after which, the deactivation of the function will be notified by 2 slow flashes of the LED, or its activation by 3 fast flashes. The TLD Sensor is fitted with a safety program that turns off all connected devices after 18 hours of continuous operation.

A further feature of the TLD Sensor is ‘auto-on’ that automatically turns on the connected LED fittings at the previously set luminosity. This function is especially useful for the automatic turning on of a collection of lights for example in a show room. When the main light switches are turned on, the detail lighting will activate at their various pre-set brightness without having to adjust all the levels individually.

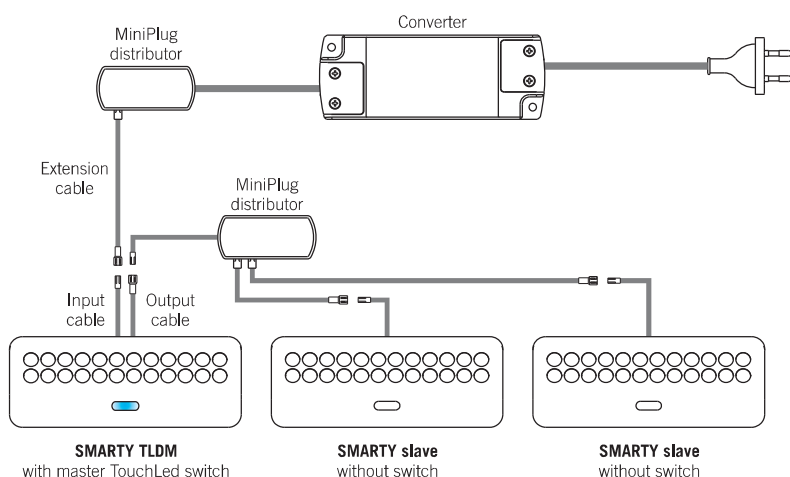
Colour Appearance	Natural white
Colour Temperature	4000 ÷ 4500 Kelvin
Light Output	192 Lumens
Luminous Efficacy	120 lm/W
Colour Rendering Index	Ra 70
	cm
	Lux
	



Surface Installation with Sliding Bracket

SMARTY is surface-mounted, using an innovative sliding bracket system. The fixture has a rear compartment which hides the MiniPlug Connectors and the power supply cord. This means that the SMARTY can be easily installed after the cabinet has been installed. The power supply cable is 2 metres long and come complete with MiniPlug Connectors. The projection angle ensures a uniform illumination of the work surface.

Master and Slave System – Set-up example



SMARTY TLDM incorporates a multi-function TouchLED dimmer switch that can be used as a single LED fitting, or can be used as a master control for other LED fittings. This feature simultaneously controls all 'slave' fittings connected to it.

The output cable of the SMARTY TLDM can supply up to a maximum of 30W @ 12V dc including the load of the master fitting. One SMARTY TLDM can control up to 16 SMARTY slave fittings. Please ensure power supply has sufficient capacity to supply all the light fittings.

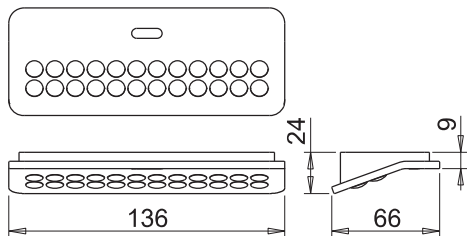
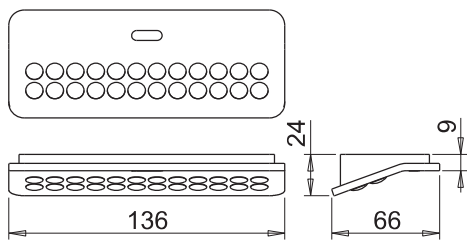


a maximum of 30W @ 12V dc including the load of the master fitting. One SMARTY TLDM can control up to 16 SMARTY slave fittings.

Please ensure power supply has sufficient capacity to supply all the light fittings.

LED Spotlights - Master & Slave

Smarty Collection



Smarty TLDM – Master

- Made in Italy to comply with Australian/NZ Standards
- Integrated TLD touch switch on master unit with on/off, dimmer and night light features
- Use with Smarty Slave (below) to create a master & slave system
- 24 high performance LEDs
- Can be used as a stand alone unit with dimmer switch
- 15W LED driver will run up to 8 x Smarty lights
- 30W driver will run up to 16 x Smarty lights
- 1.6W (TLD master dimmer maximum load 30W)
- 2m cable with MiniPlug Connectors
- **Fitting only (LED driver must be ordered separately)**

Item Code	Product Description	Light Colour	Finish	Sales Unit
DOM352	Smarty TLDM 1.6W 12Vdc	Natural White	Satin Nickel	Ea



NZ APPROVED Compliant with relevant AS/NZ Testing Standards

Smarty – Slave

- Made in Italy to comply with Australian/NZ Standards
- Use with Smarty TLDM (above) to create a master & slave system
- 24 high performance LEDs
- Can be used as a stand alone unswitched unit
- 15W LED driver will run up to 8 x Smarty lights
- 30W driver will run up to 16 x Smarty lights
- 1.6W
- 2m cable with MiniPlug Connectors
- **Fitting only (LED driver must be ordered separately)**

Item Code	Product Description	Light Colour	Finish	Sales Unit
DOM351	Smarty Slave 1.6W 12Vdc	Natural White	Satin Nickel	Ea




NZ APPROVED Compliant with relevant AS/NZ Testing Standards

Extension Cable – MiniPlug

- Use for extending cable between LED Driver distribution block, and the light fitting
- This cable should be kept to the minimum length possible and must not exceed 6m total length

Item Code	Product Description	Sales Unit
DOM589	Extension Cable - Mini Plug - 1 metre	Ea
DOM590	Extension Cable - Mini Plug - 2 metre	Ea



Distributor Block Extension – MiniPlug

- Distributor block extension with 12 MiniPlug Sockets
- Suitable for all 12V dc Domus lights

Item Code	Product Description	Sales Unit
DOM763	Distributor Block Extension - Mini Plug	Ea



12V dc LED Drivers

- Fully approved to Australian/NZ Standards
- Supplied with 2m lead and plug
- Supplied with 12 MiniPlug Socket distributor block connected

Item Code	Product Description	Sales Unit
DOM760	12V DC LED Driver 15W	Ea
DOM761	12V DC LED Driver 30W	Ea



LED Driver Capacity

- 15W - Suitable for up to 8 x Metris V12 lights
- 30W - Suitable for up to 16 x Metris V12 lights